

JOINING A ZOOM MEETING - iPHONE / iPAD



1. Download the app through your App Store.

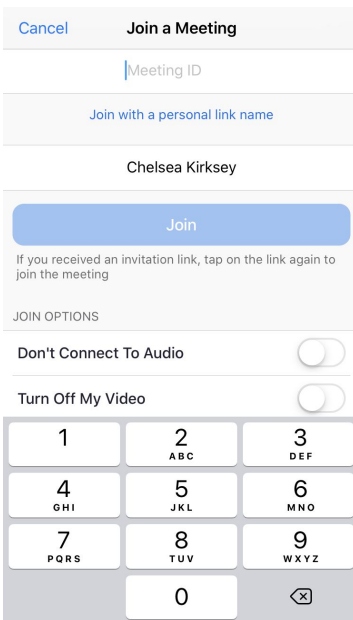
You may be asked to insert your Apple ID. You created this login when you set up your phone.



2. Open the Zoom mobile app

3. Join a meeting by using one of these methods.

- Tap **Join a Meeting** if you want to join without signing in.
- Sign in to Zoom then tap **Join**.

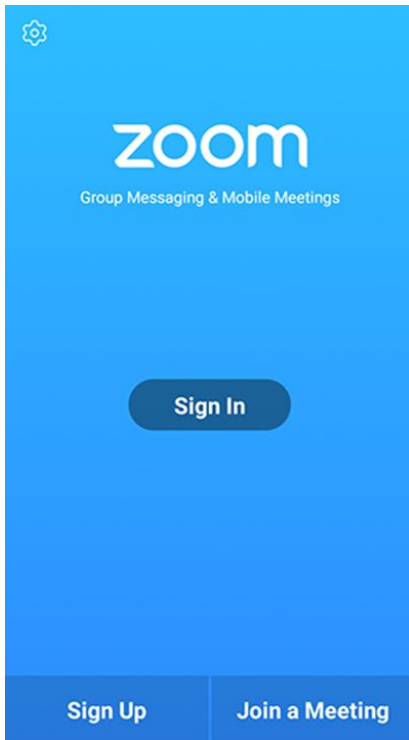


4. Enter the meeting ID number and display name. If you do not know this number contact the host of the meeting.

5. Select if you would like to connect audio and/or video and select Join.

JOINING A ZOOM MEETING - ANDROID

1. Download the app from Google Play Store.



2. Open the Zoom mobile app

3. Join a meeting by using one of these methods.

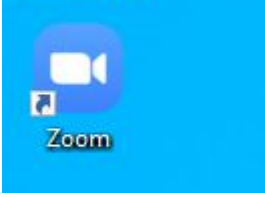
- Tap **Join a Meeting** if you want to join without signing in.
- Sign in to Zoom then tap **Join**.



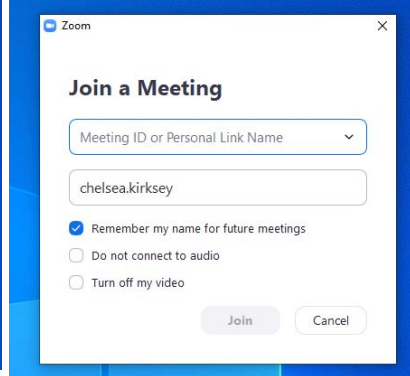
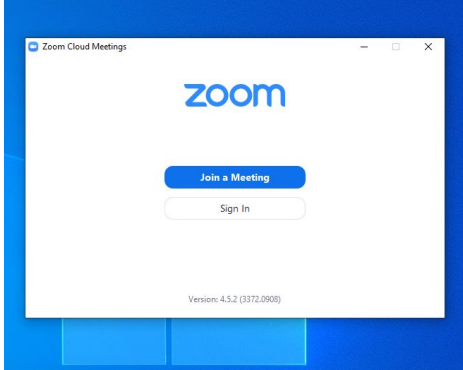
4. Enter the meeting ID number and display name. If you do not know this number contact the host of the meeting.

5. Select if you would like to connect audio and/or video and select Join.

JOINING A ZOOM MEETING - DESKTOP CLIENT



1. Click the Zoom icon found on your desktop.



2. Click “Join a Meeting” and enter the meeting ID number. If you do not know this number contact the host of the meeting.

You can also select to turn off your video or audio at this point.

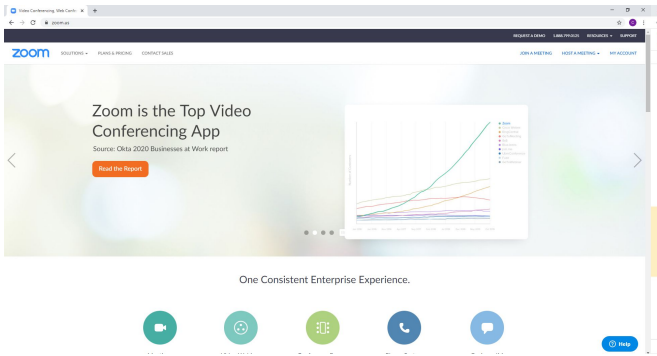
3. Select if you would like to connect audio and/or video and click Join.

JOINING A ZOOM MEETING - PHONE

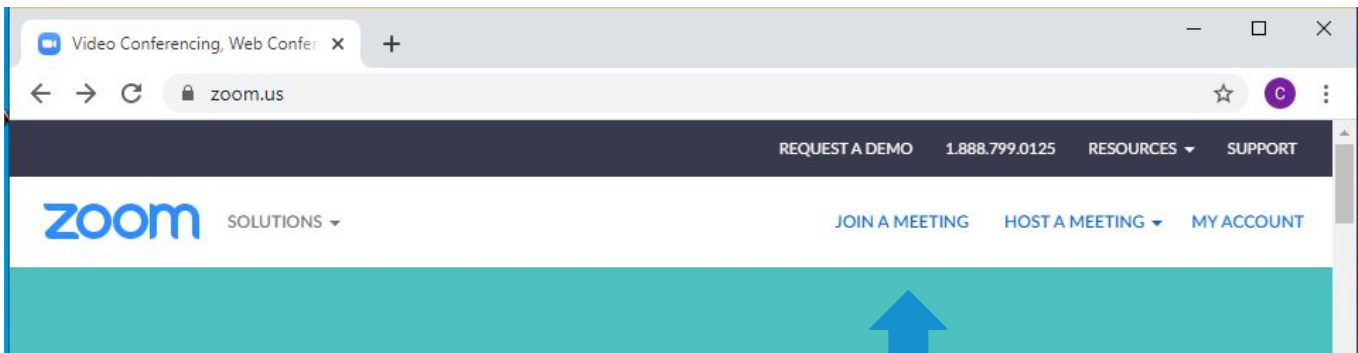
1. The meeting host will share a phone number and meeting ID for you to call into the meeting. If you do not know these numbers contact the host of the meeting.

2. Dial the phone number and follow the phone prompts to enter the meet ID number and join the meeting.

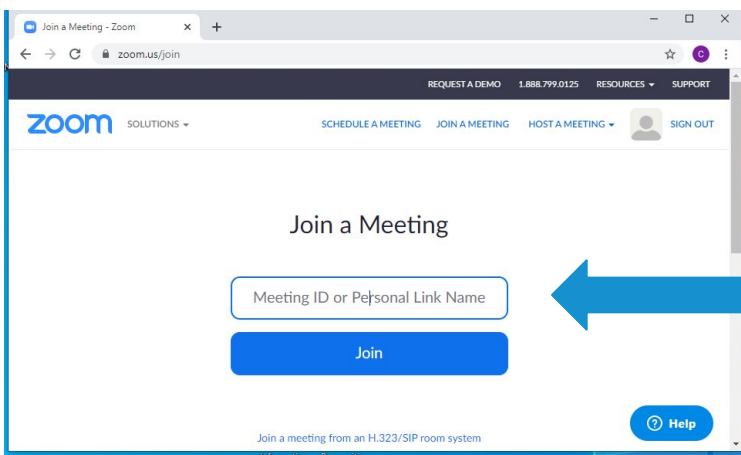
JOINING A ZOOM MEETING - WEB BASED



1. Open your web browser and visit **Zoom.us**.



2. Select **“join a meeting”** from the menu.



3. Enter the meeting ID number. If you do not know this number contact the host of the meeting.

4. Click **Join**.

- If this is your first time joining from Google Chrome, you will be asked to open the Zoom client to join the meeting.
- You can check **Always open these types of links in the associated app** to skip this step in the future.

Click **Open Zoom Meetings** (PC) or **Open zoom.us** (Mac).